

2021 McDonald's Inv.





Meet Results

Dec 3-5, 2021

Women / 1L / 1LRG-A

Session: 1

Judge's Signatures

Rank	Num	Name	Gym					AA
1	1021	Raegan Bickham	Riverbend	9.100 5T	9.150 1	9.250 1	9.300 5T	36.800 1
2	1001	Alana Cardenas	Crescent City	9.100 6T	8.850 3	9.000 2	9.600 1	36.550 2
3	1008	Elizabeth Piebes	Crescent City	9.200 3T	9.050 2	8.600 6	9.400 3T	36.250 3
4	1004	Zoe Delivaudais	Crescent City	8.800 8T	8.700 5	8.800 4	9.300 6T	35.600 4
5	1007	Harlee Parlow	Crescent City	9.300 2	7.700 10T	8.500 7	9.500 2	35.000 5
6	1005	Shelby Layman	Crescent City	8.800 9T	8.400 6	8.650 5	9.000 9	34.850 6
7T	1035	Sophie Hicks	Xcel	9.200 4T	7.700 11T	8.400 8	9.400 4T	34.700 7T
8T	1024	Julianna Werner	Riverbend	8.400 11T	8.300 7	8.850 3	9.150 8	34.700 8T
9	1009	Mackenzie Smith	Crescent City	8.300 13	8.750 4	8.000 11T	9.250 7	34.300 9
10	1019	Sawyer Scarborough	Rice City	9.450 1	7.900 8	8.300 9	8.000 13	33.650 10
11	1030	Adalia Solite	Southern Strides	8.800 10T	7.600 12T	8.200 10	8.650 10	33.250 11
12	1025	Laityn Cavalier	Southern Strides	9.100 7T	7.750 9	8.000 12T	8.200 12	33.050 12
13	1029	Drea Landry	Southern Strides	8.400 12T	7.600 13T	7.400 13	8.300 11	31.700 13





Meet Results

Women / 1L / 1LRG-B

Dec 3-5, 2021

Session: 1





Judge's Signatures

Rank	Num	Name	Gym					AA
1	1017	Haven Pelloquin	Rice City	9.300 5T	9.150 3	9.050 4	9.650 2	37.150 1
2T	1020	Remi Woods	Rice City	9.400 2T	9.000 5	9.000 5	9.700 1	37.100 2T
3T	1012	Jolie Elfert	Rice City	9.200 8	9.400 1	8.900 6	9.600 3	37.100 3T
4	1016	Brynlee Leger	Rice City	8.850 12	9.200 2	9.450 1	9.300 8T	36.800 4
5	1014	Mazilyne Harrington	Rice City	9.500 1	8.900 6	8.650 7	9.450 6	36.500 5
6T	1013	Julia Fruge	Rice City	9.300 6T	8.850 7	8.450 9	9.550 4	36.150 6T
7T	1034	Collins Ghere	Xcel	9.400 3T	9.100 4	8.300 11	9.350 7	36.150 7T
8	1006	Jernee Moss	Crescent City	9.000 9T	8.600 9	8.600 8	9.300 9T	35.500 8
9	1015	Sydney Iler	Rice City	9.350 4	8.700 8	8.200 12T	9.200 10	35.450 9
10	1022	Marlo Callahan	Riverbend	8.500 13	8.200 11	9.150 2	8.800 11T	34.650 10
11	1033	Maizy Bercegeay	Xcel	9.300 7T	8.300 10	8.200 13T	8.800 12T	34.600 11
12	1038	Lillie Richardson	Xcel	9.000 10T	7.700 12	8.350 10	9.500 5	34.550 12
13	1026	Lola Foulcard	Southern Strides	9.000 11T	7.200 13	9.100 3	8.600 13	33.900 13
14	1031	Ja'Myri Sullivan	Southern Strides	8.300 14	6.600 14	7.000 14	8.500 14	30.400 14

2021 McDonald's Inv.

Meet Results





Dec 3-5, 2021

Rank	Num	Name	Gym					AA
1	1003	Jailyn Chaney	Crescent City	9.550 3	9.250 2T	9.500 1	9.700 2	38.000 1
2	1011	Natalie Dorr	Rice City	9.600 2	9.550 1	9.200 4	9.550 4T	37.900 2
3	1010	Ali Dore	Rice City	9.750 1	9.050 4	8.850 5	9.850 1	37.500 3
4	1023	Isabella DeSalvo	Riverbend	8.900 7	9.250 3T	9.400 2	9.550 5T	37.100 4
5	1002	Caley Chambliss	Crescent City	9.500 4	8.800 5T	8.450 8	9.500 6	36.250 5
6	1018	Allison Reiners	Rice City	9.300 5	7.800 8	9.350 3	9.600 3	36.050 6
7	1037	Kaitlyn Nixon	Xcel	9.200 6	8.500 7	8.700 6	9.200 7	35.600 7
8	1036	Maci Luquette	Xcel	8.600 9	8.800 6T	8.500 7	9.000 8	34.900 8
9	1028	Carlee Hillery	Southern Strides	8.700 8	7.200 9	7.800 9	8.800 9	32.500 9

2021 McDonald's Inv.

Meet Results

Dec 3-5, 2021

Rank	Num	Name	Gym					AA
1	2008	Jacqueline Francois	Rice City	9.600 1	9.500 2	9.500 1	9.400 3	38.000 1
2	2021	Theresa Tupper	Rice City	8.950 9	9.400 3	9.450 2	9.500 1T	37.300 2
3	2025	Allie Suhre	Riverbend	9.300 2T	9.150 10T	9.100 5	9.500 2T	37.050 3
4	2029	Michaela McCreary	Xcel	9.300 3T	9.300 6T	9.050 6T	9.350 4	37.000 4
5	2012	Pyper Heinen	Rice City	9.000 6T	9.350 4T	9.300 3	9.100 10T	36.750 5
6	2017	Jenson Roy	Rice City	9.000 7T	9.650 1	8.850 8T	9.200 5T	36.700 6
7	2028	Ainsley Mason	Xcel	9.000 8T	9.250 8T	9.200 4	9.100 11T	36.550 7
8	2001	Lena Jeanfreau	Crescent City	9.200 4	9.050 12	9.050 7T	9.100 12T	36.400 8
9T	2031	Claire Ziegler	Xcel	8.700 12T	9.350 5T	8.850 9T	9.200 6T	36.100 9T
10T	2009	Madelyn Fruge	Rice City	9.100 5	9.250 9T	8.600 13	9.150 7T	36.100 10T
11	2002	Cecilia Royster	Crescent City	8.900 10T	9.150 11T	8.800 10T	9.150 8T	36.000 11
12	2015	Layton Manuel	Rice City	8.600 14	9.300 7T	8.700 12	9.100 13T	35.700 12
13	2023	Zoe Cooper	Riverbend	8.700 13T	8.900 13	8.800 11T	9.100 14T	35.500 13
14	2027	Jayda Brown	Xcel	8.900 11T	8.600 14	8.100 14	9.150 9T	34.750 14





Meet Results

Women / 2L / 2LRG-B

Session: 2

Dec 3-5, 2021





Judge's Signatures

Rank	Num	Name	Gym					AA
1	2014	Reece Lejeune	Rice City	9.700 1T	9.450 1	9.700 1	9.700 1	38.550 1
2	2006	Adalyn Bertrand	Rice City	9.700 2T	9.400 2T	8.900 11T	9.650 2	37.650 2
3	2030	Brooklyn Stricklin	Xcel	9.600 3	9.200 7	9.200 7	9.400 6T	37.400 3
4T	2010	Isabella Guidry	Rice City	9.100 8T	9.350 4	9.350 4	9.550 4	37.350 4T
5T	2022	Gracie VondenStein	Rice City	9.400 4T	9.250 5T	9.300 5	9.400 7T	37.350 5T
6	2026	Nikki Tsagournos	Riverbend	9.400 5T	9.400 3T	9.250 6	9.200 9T	37.250 6
7	2011	Aria Hargrave	Rice City	9.200 7	9.250 6T	9.550 2	9.000 12T	37.000 7
8	2020	Catherine Tupper	Rice City	8.900 12	9.050 9	9.400 3	9.600 3	36.950 8
9T	2003	Sophia Smith	Crescent City	8.800 13T	8.950 12	8.900 12T	9.500 5	36.150 9T
10T	2000	Madison Frazier	Crescent City	9.300 6	8.850 13	9.000 9T	9.000 13T	36.150 10T
11	2024	Addelyn O'Keefe	Riverbend	9.000 10T	9.100 8	9.000 10T	8.800 15	35.900 11
12	2004	Demi Thomas	Crescent City	8.800 14T	9.000 10T	8.850 13T	9.050 11	35.700 12
13	2016	Leah Richard	Rice City	8.500 16	9.000 11T	9.100 8	9.000 14T	35.600 13
14	2013	Reese Kirkpatrick	Rice City	9.100 9T	8.750 14T	8.350 16	9.300 8	35.500 14
15	2018	Annelise Stoma	Rice City	8.600 15	8.650 16	8.850 14T	9.200 10T	35.300 15
16	2005	Denali Walter	Crescent City	9.000 11T	8.750 15T	8.400 15	8.000 16	34.150 16

2021 McDonald's Inv.

Meet Results





Dec 3-5, 2021

Rank	Num	Name	Gym					AA
1	3013	Adelyn Stelly	Rice City	9.200 3T	8.950 2	9.450 1	9.200 5	36.800 1
2	3012	Natalie Schultz	Rice City	9.450 1	9.050 1	8.350 8	9.300 4	36.150 2
3	3016	Piper Linder	Xcel	9.200 4T	8.350 4	9.350 2	9.000 9	35.900 3
4	3019	Myla Childs	Xcel	9.300 2	8.050 7	8.650 6	9.600 1	35.600 4
5	3011	Addilyn Leger	Rice City	9.100 5T	7.900 9	9.000 3	9.500 2	35.500 5
6	3007	Charleigh Ashby	Rice City	9.000 7	8.000 8	8.600 7	9.350 3	34.950 6
7	3018	Gracie Panepinto	Xcel	8.800 8T	8.150 6	8.800 4	9.100 6T	34.850 7
8	3009	Camille Gary	Rice City	9.100 6T	8.200 5	8.000 9	9.100 7T	34.400 8
9	3010	Hadley Johnson	Rice City	8.300 10	8.750 3	7.800 10	9.050 8	33.900 9
10	3000	Kenzie Bonner	Crescent City	8.800 9T	7.000 10	8.700 5	8.800 10	33.300 10

2021 McDonald's Inv.

Meet Results

Dec 3-5, 2021

Rank	Num	Name	Gym					AA
1	3008	Addilyn Frey	Rice City	9.600 1	9.000 1T	9.550 2	9.450 1	37.600 1
2	3015	Olivia Horne	Xcel	9.350 4	9.000 2T	9.650 1	9.350 2	37.350 2
3T	3005	Lainey Moran	Crescent City	9.450 2	8.250 4	8.750 5	9.300 3*	35.750 3T
4T	3003	Jasmine Franklin	Crescent City	9.400 3	8.150 6	8.900 3T	9.300 4*	35.750 4T
5	3017	Lainee Lyons	Xcel	8.900 7T	8.400 3	8.900 4T	9.200 7	35.400 5
6	3001	CoCo Culpepper	Crescent City	9.200 6	8.200 5	8.550 7	8.600 9	34.550 6
7	3014	Brooklyn Broussard	Xcel	8.300 9	7.850 7	8.600 6	9.300 5T	34.050 7
8	3004	Maggie Franz	Crescent City	9.250 5	7.600 8	7.400 9	9.250 6	33.500 8
9	3006	Rayah Siddiq	Crescent City	8.900 8T	6.500 9	8.300 8	9.100 8	32.800 9